DL 7-668/20
DL 7-669/30
DL 7-670/40

orion LEUCHTEN MIT STIL

Tausch der fest verbauten LED Lichtquelle/Replacement of built in LED light source

Step 1: Solder off the driver
Schritt 1: Den Treiber auslöten

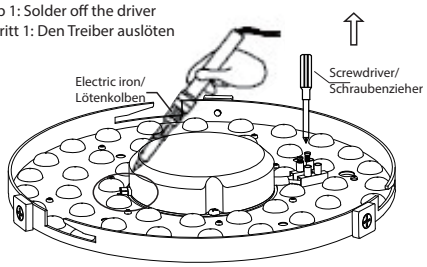

Step 2: Move the driver
Schritt 2: Den Treiber herausnehmen

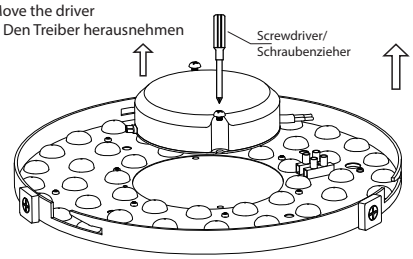

Step 3: Move the connecting terminal
Schritt 3: Verschieben Sie die Anschlussklemme

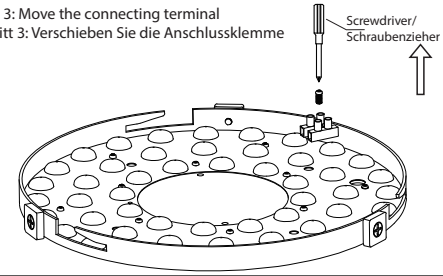

Step 4: Move the light source screw
Schritt 4: Lösen Sie die Schraube der Lichtquelle

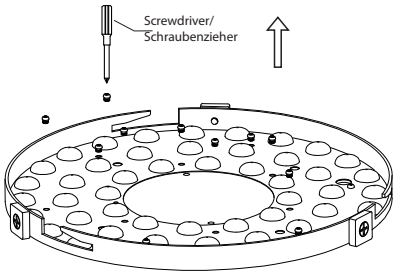

Step 5: Move the old light source
Schritt 5: Entfernen Sie die alte Lichtquelle

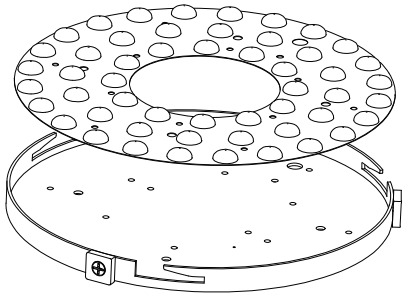

Step 6: Install the new light source
Schritt 6: Setzen Sie die neue Lichtquelle ein

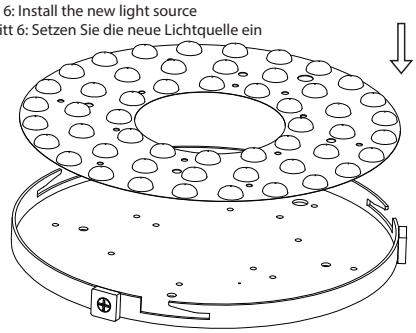

Step 7: Install the light source screw
Schritt 7: Befestigen Sie die Schraube der Lichtquelle

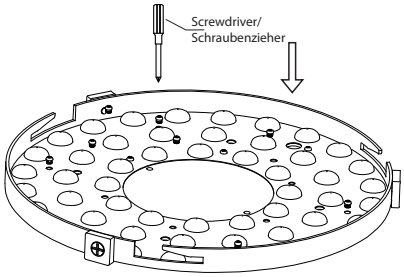

Step 8: Put back the driver
Schritt 8: Setzen Sie den Treiber wieder ein

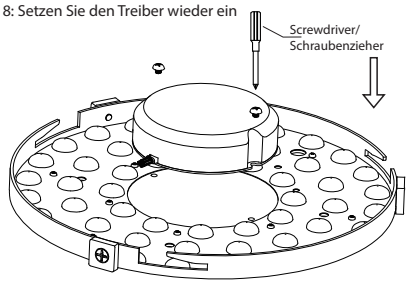

Step 9: Welding up the driver output wire
Schritt 9: Löten Sie das Ausgangskabel des Treibers an

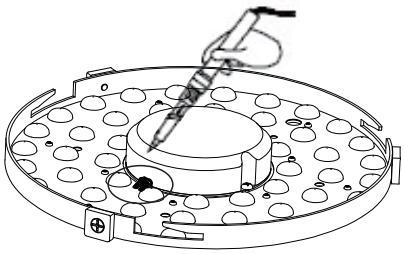

Step 10: Put back connecting terminal
Schritt 10: Bringen Sie die Anschlussklemme wieder an

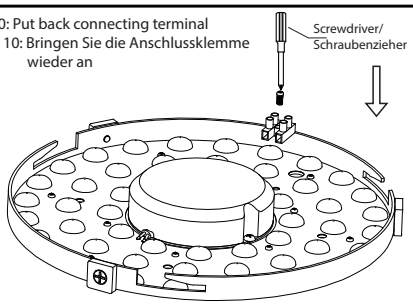
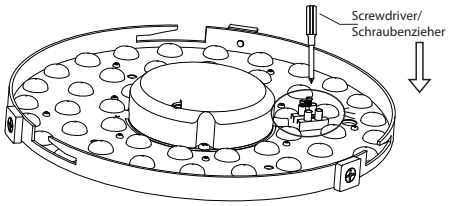
Step 11: Put the input wire to the connecting terminal
Schritt 11: Schließen Sie das Eingangskabel an die Anschlussklemme an